
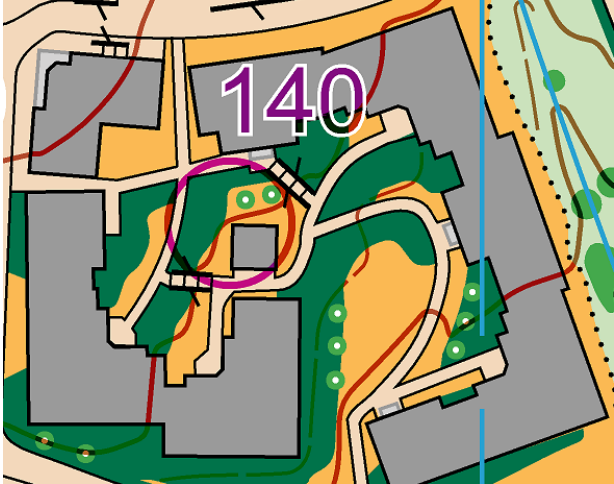

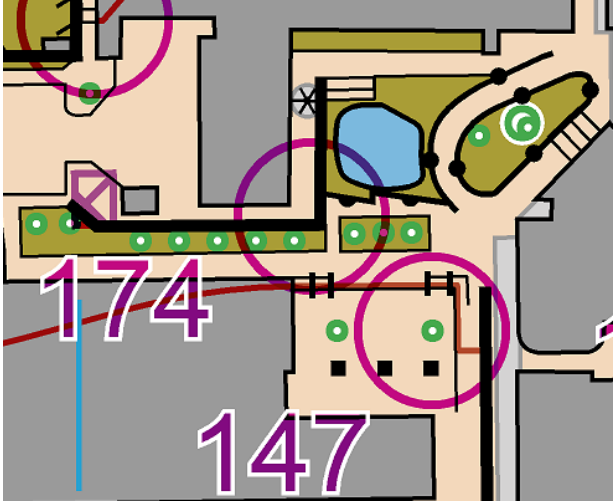
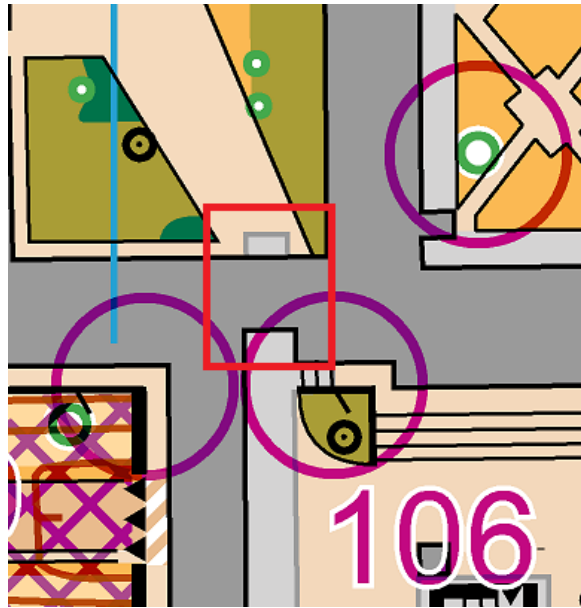
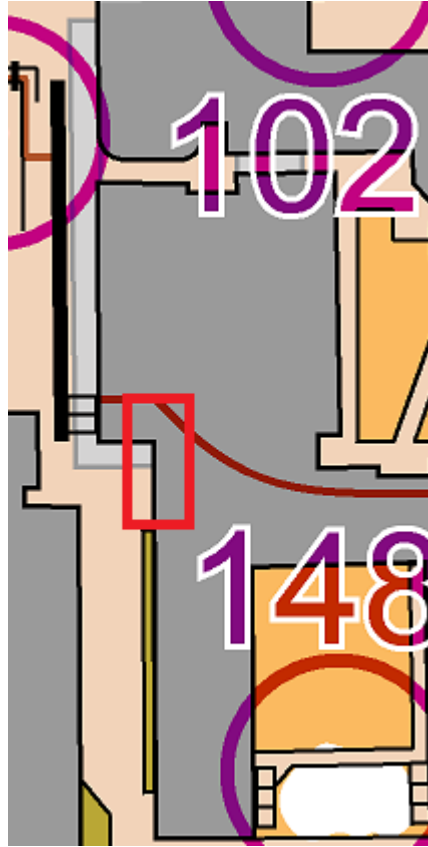


Musings on what we mean by uncrossable using some examples from Day 1 of JK 2023 at Lancaster University.

		<p>Whether you approached from the north or the west the only valid routes to and from 140 involved the steps</p> <p>Running through the dark green to/from the control is not allowed</p>
		<p>The only valid routes to 174 are using the paths from the north or the west that lie "inside" the wall</p> <p>Approaching the control from the south or east of the wall is not allowed</p> <p>Running along the top of the wall (which is over 3m in height) is not allowed (yes it did happen)</p> <p>Crossing the pond or entering the olive green surrounding the pond is not allowed</p>

Automatic doors identified by

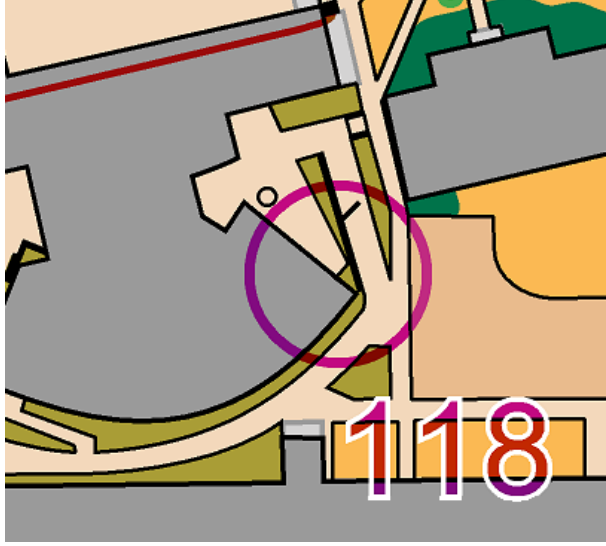
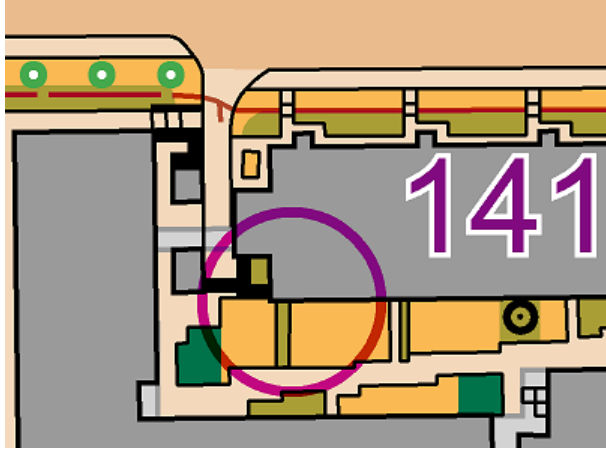


There are a number of automatic doors on campus that were active on the day if you approached close enough

However, passing through them meant you were entering a grey building which is not allowed

There was a marshal in the passageway north of 106 to stop this but not in the building between 102 and 148



<p>Taping on the day - 118</p>		<p>The taping near 118 was in place so it was clear the valid route to and from the control did not pass through the olive green as this is not allowed.</p>
<p>Taping on the day - 141</p>		<p>The taping near 141 was in place for two reasons i) to protect the flower bed and ii) to emphasise the uncrossable wall as running across the flower bed or across the wall is not allowed</p>

Taping is definitely not an ideal solution at any sprint or urban event as it requires additional effort and could result in competitors thinking that “this bit isn’t taped I must be OK to cross it”.

Your routes are your own responsibility...